




D 9500

Built to last

KATALOG PROIZVODA
WWW.ALURIS.RS

SADRŽAJ

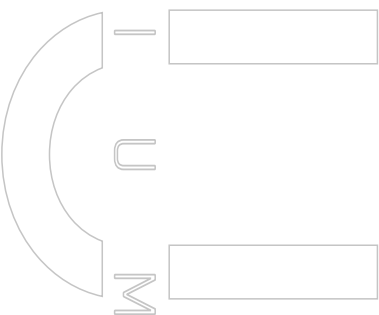
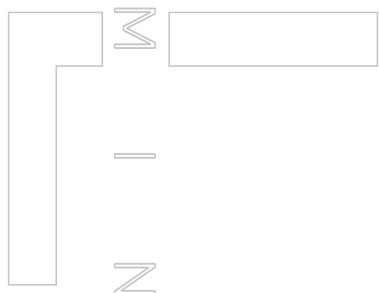
- TEHNIČKI OPIS / TECHNICAL DESCRIPTION
 - A PRATEĆI MATERIJAL / ACCESSORIES
 - B PREGLED ALUM. PROFILA / ALUMINIUM PROFILES OVERVIEW
 - C PREGLED DRVENIH PROFILA / WOOD PROFILES OVERVIEW
 - D DETALJI / DETAILS
 - E KROJNE LISTE / CUTTING CALCULATIONS
-



TECH. DESCRIPTION

Sistem ALURIS D 9500 is system with thermal bridge accomplished through implementation of 34 mm wide polyamide bars and with interior cladding crafted from full hardwood. System found wide utilization due to its technical and thermal characteristic.

With a thermal conductivity coefficient for frame, $U_f=1,40\text{W/m}^2\text{K}$, for windows $U_w=0,87\text{W/m}^2\text{K}$, (along with a tree-layer thermo insulated glass with a thermal conductivity coefficient $U_g=0,5\text{W/m}^2\text{K}$), this system is ranked amongst the best on the market, which contributed to its appliance to the projects where besides mechanical and other characteristics dominant requirement was thermal characteristics of the aluminium system.

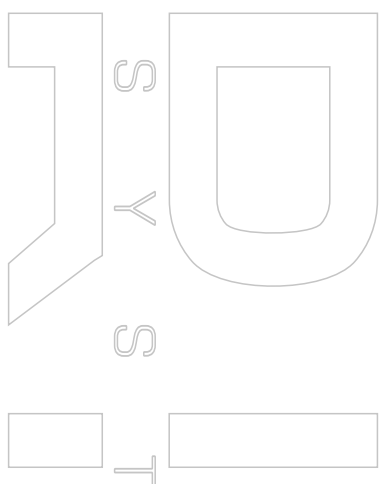


IMPLEMENTATION POSSIBILITIES:

- This system of aluminium profiles, with thermal bridge, with „Euro-groove“ fittings 12/18-13 and EPDM gaskets, is ready to manage any of the following type of construction:

- any type of windows;
- balcony doors;
- slide and fold doors (with one or more sashes);
- portals, and other facade partitions.

Aluminium profiles are with flat edges and modern design.



THE CHARACTERISTICS OF THE SYSTEM:

- Passed aluminium profiles from the AlMgSiO_5 alloy, with ultimate tensile strength T 66 HW 12 -15.
- Thickness of the profile and tolerance: according to EN 755/9,
- Polyamide bars: 34 mm wide, made of a high quality attested polyamide PA66 GF 25.
- Thickness of the filling/glass: from 39-44mm depending on glazing bad used.
- Thermo filling of chambers among polyamide bars and around glass is done with foamy thermo insulating material.
- Central basket is made of E.P.D.M.-a.

MAIN CHARACTERISTICS OF THE SYSTEM:

Aluminium profiles of the system are with thermal break with 3 chambers, foamed either by implementation of proper E.P.D.M. gaskets, or with polyamide bars, with a resulting thermal coefficient for frame $U_f=1,4\text{W/m}^2\text{K}$ I for window $1230 \times 1480\text{mm}$ $U_w=0,87\text{W/m}^2\text{K}$ along with a glass with a thermal conductivity coefficient $U_g=0,5\text{W/m}^2\text{K}$.

TEHNIČKI OPIS

Sistem ALURIS D 9500 predstavlja konstrukciju aluminijumskih profila sa termo prekidom koji čine poliamidne trake širine 34 mm i sa enterijerskom oblogom od profila izrađenih od punog tvrdog drveta. Svoju široku primenu je obezbedio zahvaljujući svojim tehničkim i termičkim karakteristikama.

Sa koeficijentom prolaza toplote, za ram $U_f=1,40\text{W/m}^2\text{K}$, za prozor $U_w=0,87\text{W/m}^2\text{K}$, (sa ispunom od troslojnog termoizolacionog stakla sa koeficijentom prolaza toplote $U_g=0,5\text{W/m}^2\text{K}$), ovaj sistem spada u sam vrh ponude termoizolovanih konstruktivnih sistema, što je doprinelo njegovoj primeni na svim objektima gde su pored ostalih mehaničkih i drugih karakteristika dominantan uslov bila i termička svojstva aluminijumskog sistema.

MOGUĆNOST PRIMENE:

- Ovaj sistem aluminijumskih profila sa termičkim prekidom, okovom u sistemu „EURONUT“ 12/18-13 I EPDM dihtung zaptivkama najnovije generacije, omogućava izradu:

- bilo kog tipa prozora;
- balkonskih vrta;
- kliznih I sklapajućih vrata sa jednim ili više krila;
- portala i drugih fasadnih pregrada.

Aluminijumski profili su sa ravnim ivicama, modernog dizajna.

TEHNIČKI OPIS SISTEMA:

- Presovani aluminijumski profili od legure AlMgSiO_5 maksimalne prekidne čvrstoće T 66 HW 12 -15.
- Debljina profila i tolerancije: prema standardu EN 755/9,
- Poliamidne trake: 34 mm proizvedene od visokokvalitetnog atestiranog poliamida PA66 GF 25.
- Debljina ispune/stakla: Različite, od 39 do 44mm u zavisnosti od vrste upotrebljenih kit lajsni.
- Termo ispuna prostora (komora) ovičenih poliamidnim trakama i prostora oko termo stakla vrši se penastim termoizolacionim materijalom.
- Centralna guma je od E.P.D.M.-a.

GLAVNE KARAKTERISTIKE:

Aluminijumski profili ovog sistema poseduju termički prekid sa tri komore koje se formiraju bilo odgovarajućim E.P.D.M. zaptivkama bilo poliamidnim trakama, koji obezbeđuju koeficijent prolaza toplote kroz ram $U_f=1,4\text{W/m}^2\text{K}$ i koeficijent prolaska toplote za prozor dimenzija $1230 \times 1480\text{mm}$ $U_w=0,87\text{W/m}^2\text{K}$ uz staklo sa koeficijentom $U_g=0,5\text{W/m}^2\text{K}$.

Evidence of Performance

Calculation of thermal transmittance



Test Report

No. 19-002638-PR02

(PB-A01-06-en-01)

Client **LINIJA TIP d.o.o.**
Cara Dusana 40
18000 NIS
Serbia

Basis *)
EN ISO 10077-1:2017-07

ift test report 19-002638-PR01
(PB-K20-06-de-01)

*) Corresponds to the national standard/s
(e.g. DIN EN)

Product **Single leaf window - wood-metal**

Designation **Aluris D 9500**

Representation

Profile cross section of the window



Further drawing see annex.

Performance-relevant product details
Dimensions (W x H) in mm **1230 x 1480**; Opening direction **Inwards**; Material **Aluminium alloy - painted - powder coated / Softwood (500 kg/m³)**; Projected width **117 mm**; Structural depth **91 mm**; Thermal break; Material **Polyamide 6.6 with 25 % glass fibre (PA 66 GF25)**; Surface treatment of profile **untreated**; Inlay material **User specific - "PLAMAFRAME"**; Casement; Designation **9500 21 (metal) / D4-D9 (wood)**; Cross section (W x T) **75 mm x 114 mm**; Thickness of infill **44 mm**; Edge cover of infill **15 mm**; Frame; Designation **9500 15 (metal) / D1 (wood)**; Cross section (W x T) **70 mm x 91 mm**; Glazing; Configuration in mm **4/16/4/16/4**; Thermal transmittance U_g in **W/(m²K) 0.5** (as specified by client); Spacer; Type **"Chromatech Ultra F"** (acc. to BF-datasheet Nr. W16 - April 2016 - Revision index 3-10/2018)

Instructions for use

The results obtained can be used as evidence in accordance with the above basis.

Validity

The data and results given relate solely to the tested and described specimen. This test does not allow any statement to be made on further characteristics of the present structure regarding performance and quality.

Notes on publication

The ift-Guidance Sheet "Conditions and Guidance for the Use of ift Test Documents" applies. The cover sheet can be used as abstract.

Contents

The report contains a total of 5 page/s and annex (1 page).

Special features

Results

Calculation of thermal transmittance according to
EN ISO 10077-1:2017-07



$$U_w = 0.87 \text{ W/(m}^2\text{K)}$$

ift Rosenheim

12.07.2019

Konrad Huber, Dipl.-Ing. (FH)
Head of Testing Department
Building Physics

Markus Paccagnel
Operating Testing Officer
Building Physics

Nummer 19-002638-PR01 (NW-K20-06-de-01)

Inhaber LINIJA TIP d.o.o.
Cara Dusana 40
18000 NIS
Serbien

Produkt Holz-Metall Profil mit thermischer Trennung

Bezeichnung System: Aluris D 9500

Details Material Aluminiumlegierung - lackiert - pulverbeschichtet / Weichholz (500 kg/m³); Ansichtsbreite 117 mm; Systembautiefe 91 mm; Dämmzone; Material Polyamid 6.6 mit 25 % Glasfasern (PA 66 GF25); Oberflächenbehandlung unbehandelt; Einlagematerial Kundenspezifisch - „PLAMAFRAME“; Flügelrahmen; Bezeichnung 9500 21 (Metall) / D4-D9 (Holz); Füllung Dicke 44 mm; Füllung Einstand 15 mm; Blendrahmen; Bezeichnung 9500 15 (Metall) / D1 (Holz); Verglasung; Aufbau in mm 4/16/4/16/4; Wärmedurchgangskoeffizient Ug in W/(m²K) 0,5 (Angabe des Auftraggebers); Abstandhalter; Typ „Chromatech Ultra F“ (gem. BF-Datenblatt Nr. W16 - April 2013 - Änderungsindex 3-10/2018)

Besonderheiten

Ergebnis

Berechnung des Wärmedurchgangskoeffizienten und des längenbezogenen Wärmedurchgangskoeffizienten nach EN ISO 10077-2:2017-07 (Radiosity-Verfahren)



$$U_f = 1,4 \text{ W/(m}^2\text{K)}$$

$$\Psi_g = 0,033 \text{ W/(mK)}$$

ift Rosenheim
12.07.2019



Konrad Huber, Dipl.-Ing. (FH)
Prüfstellenleiter
Bauphysik

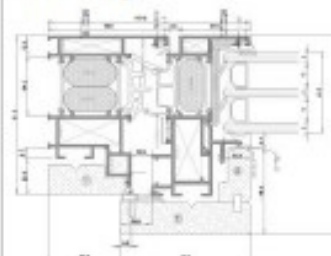


Markus Paccagnel
Prüfingenieur
Bauphysik

Grundlagen *)

Prüfbericht: 19-002638-PR01
(PB-K20-06-en-01)

Darstellung



Zur Berechnung des Wärmedurchgangskoeffizienten wurde das Mehrschichten-Isolierglas durch eine Dämmfüllung ersetzt.

Verwendungshinweise

Die ermittelten Ergebnisse können für den Nachweis entsprechend den oben angegebenen Grundlagen verwendet werden.

Gültigkeit

Zeitlich nicht limitiert.

Bei der Anwendung sind die Aktualität der Grundlagen sowie die Übereinstimmung des Produkts zu beachten.

Die genannten Daten und Einzelergebnisse beziehen sich ausschließlich auf den geprüften/beschriebenen Probekörper. Die Prüfung ermöglicht keine Aussage über weitere leistungs- und qualitätsbestimmende Eigenschaften des vorliegenden Produkts.

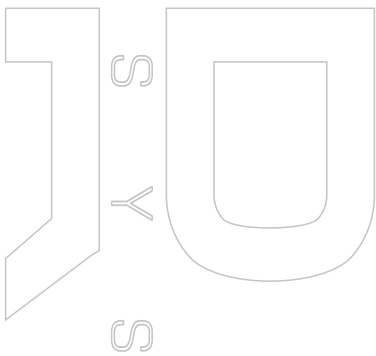
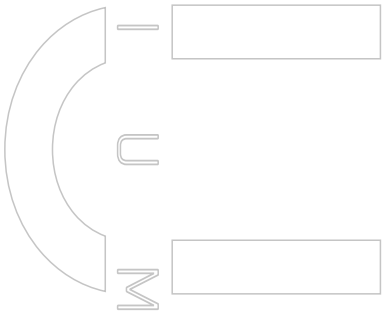
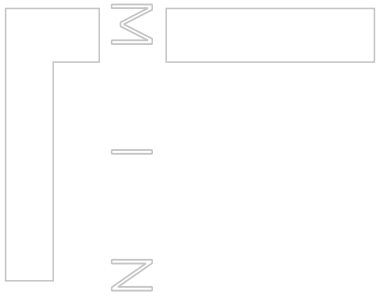

Veröffentlichungshinweise

Es gilt das "Merkblatt zur Benutzung von ift-Prüfdokumentationen".

Identitäts-Check












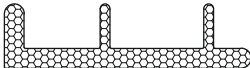
www.ift-rosenheim.de/ift-geprueft
ID: 7EE-7E2A0


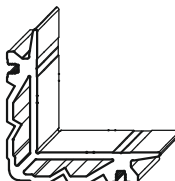
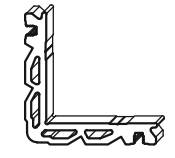
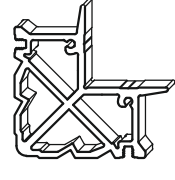
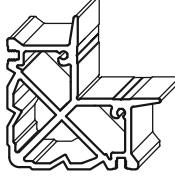
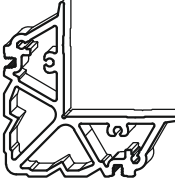
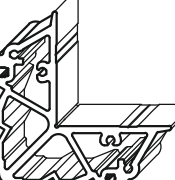


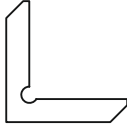
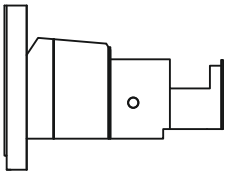

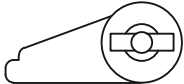


A SEGMENT
PRATEĆI MATERIJAL

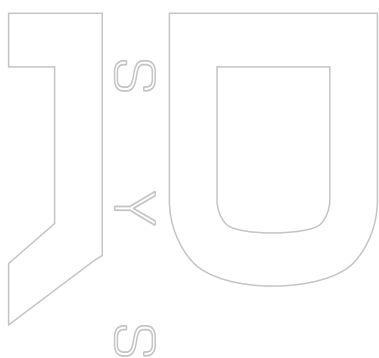
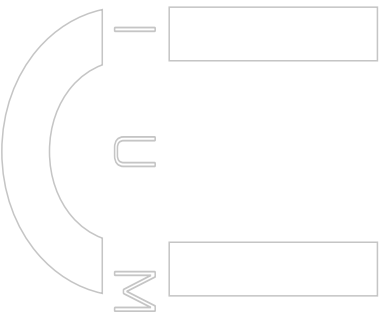


A C C E S S O R I E S

OZNAKA CODE	IZGLED DESIGN	OPIS DESCRIPTION	VEZA SA CONNECTED TO	JED. MERE / PAKOVANJE UNIT / PACK
9500 CG		centralna guma / central gasket	15 31 41	40 m'
		<i>materijal: EPDM</i>		
G2		prednja zaptivka štoka i krila front sash - frame gasket	15 31 41	300 m'
		<i>materijal: EPDM</i>		
GP 1L		prednji naslon za staklo front glass support	15 21 22 31	150m'
		<i>materijal: EPDM</i>		
9500 GK		zasptivka krila i centrale gume coupling wings and central tire	21	100m'
		<i>materijal: EPDM</i>		
G5		unutrašnja zaptivka krila i štoka rear sash - frame gasket	9500 D4 9500 D5	200m'
		<i>materijal: EPDM</i>		
G6		unutršnji oslonac drvenog profila krila rear sash wooden profile gasket	9500 D4 9500 D5	600m'
		<i>materijal: EPDM</i>		
Denverter ST 6918		unutrašnja zaptivka krila i štoka rear sash - frame gasket	9500 D4 9500 D5	100m'
		<i>materijal: EPDM</i>		

OZNAKA CODE	IZGLED DESIGN	OPIS DESCRIPTION	VEZA SA CONNECTED TO	JED. MERE / PAKOVANJE UNIT / PACK
G8		zadnji naslon za staklo rear glass support	KL V KL M	100 m'
		<i>materijal: EPDM</i>		
PROFIL 1		termo ispuna thermo filing	15 41 21 22	2m/kom
		<i>materijal: polietilen</i>		
PROFIL 2		termo ispuna thermo filing	15 31 21 22	2m/kom
		<i>materijal: polietilen</i>		

OZNAKA CODE	IZGLED DESIGN	OPIS DESCRIPTION	VEZA SA CONNECTED TO	JED. MERE / PAKOVANJE UNIT / PACK
Spojnica D 15-8		spojnica (K 1005) corner joint L=8.0 mm	9500 21	20 kom
		<i>materijal: aluminijum</i>		
Spojnica D 15-35		spojnica (K 1005) corner joint L=35 mm	9500 21	20 kom
		<i>materijal: aluminijum</i>		
Spojnica D 10-10		spojnica (1003) corner joint L=10 mm	9500 15	20 kom
		<i>materijal: aluminijum</i>		
Spojnica D 35-8		spojnica (K 1004) corner joint L=8.0 mm	9500 15	20 kom
		<i>materijal: aluminijum</i>		
Spojnica D 35-15		spojnica (K 1004) corner joint L=15 mm	9500 15	20 kom
		<i>materijal: aluminijum</i>		
Spojnica D 30-8		spojnica (1005) corner joint L=8.0 mm	9500 22	20 kom
		<i>materijal: aluminijum</i>		
Spojnica D 30-35		spojnica (1005) corner joint L=35 mm	9500 22	20 kom
		<i>materijal: aluminijum</i>		

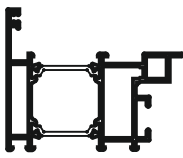
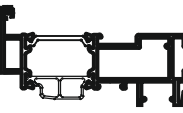
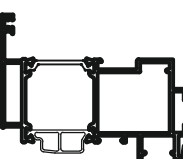
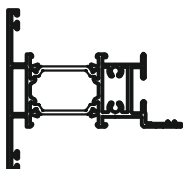
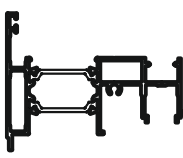


OZNAKA CODE	IZGLED DESIGN	OPIS DESCRIPTION	VEZA SA CONNECTED TO	JED. MERE / PAKOVANJE UNIT / PACK
U 1.1		Pocinkovani uglic corner aliqment	9500 15 9500 21 9500 22	80 kom
		<i>materijal: čelik</i>		
P 9500 D		Plastika srednje dopune cenral rabbet cap	9500 41	20 kom
		<i>materijal: poliamid</i>		
P 2		Spojnicia Kit lajsne glass bead holder	KL M KL V	500 kom
		<i>materijal: poliamid</i>		
P 5		Veza aluminijumskog i drvenog rama aluminium and wood conector	9500 15 9500 21 9500 22 9500 31	500 kom
		<i>materijal: poliamid</i>		
P N		Nosač kajle botton glass support	9500 15 9500 21 9500 22 9500 31	100 kom
		<i>materijal: poliamid</i>		
P O		Maska drenažnog otvora watter holl cap	9500 15 9500 31	200 kom
		<i>materijal: poliamid</i>		

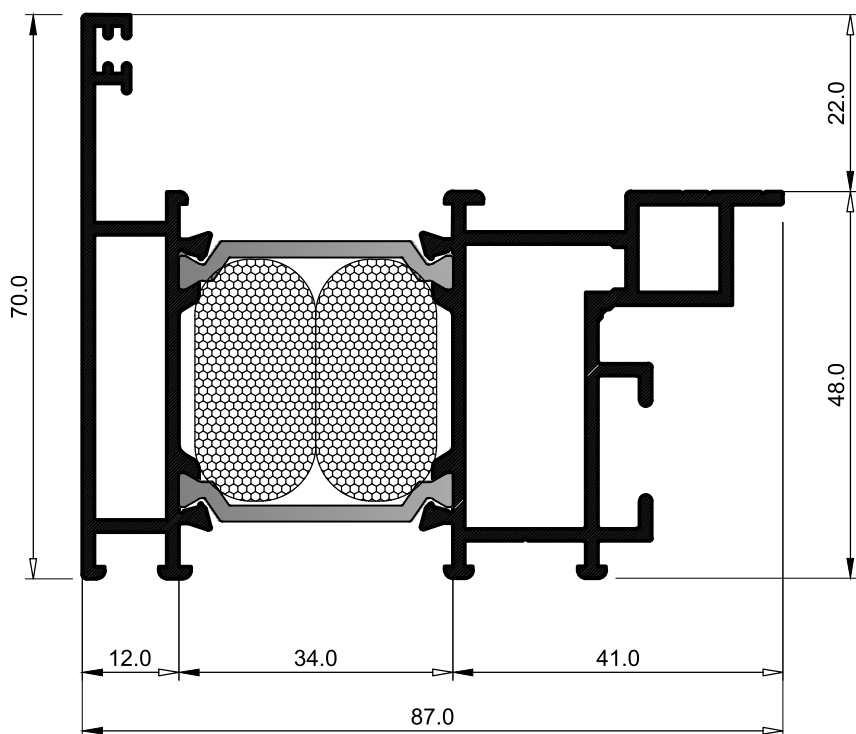


B SEGMENT

PREGLED ALUMINIJUMSKIH PROFILA

ALUMINIUM PROFILES OVERVIEW

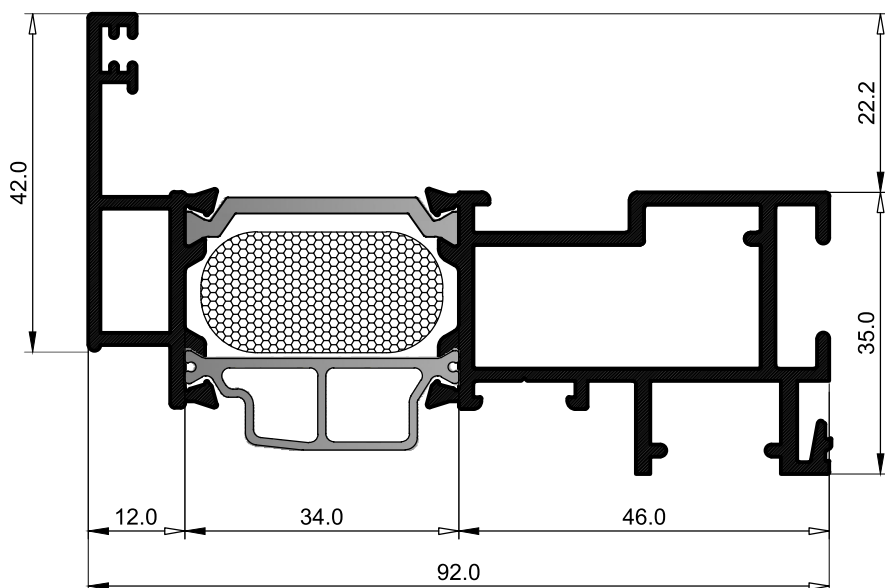
OZNAKA CODE	IZGLED DESIGN	OPIS DESCRIPTION	lx	Jy	Kg/m'
9500 15		Štok Frame	23.21	51.26	1.94
9500 21		Krilo prozora Sash	10.61	65.55	1.760
9500 22		Krilo balkona Sash	24.75	78.38	2.06
9500 31		T profil T profile	17.79	46.23	1.94
9500 41		Srednja dopuna Central rabbet	11.56	52.45	1.70
KL M		Kit Lajsna Glazin bead			0.255
KL V		Kit Lajsna Glazin bead			0.255



D 9500 15

ŠTOK
FRAME

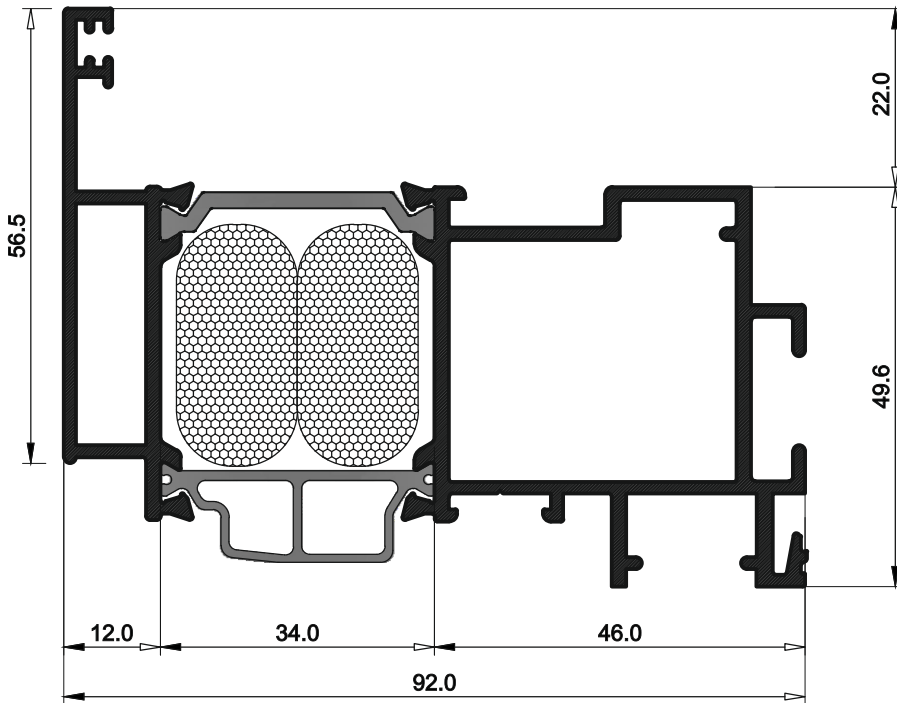
1,940 kg/m'



D 9500 21

KRILO PROZORA
SASH

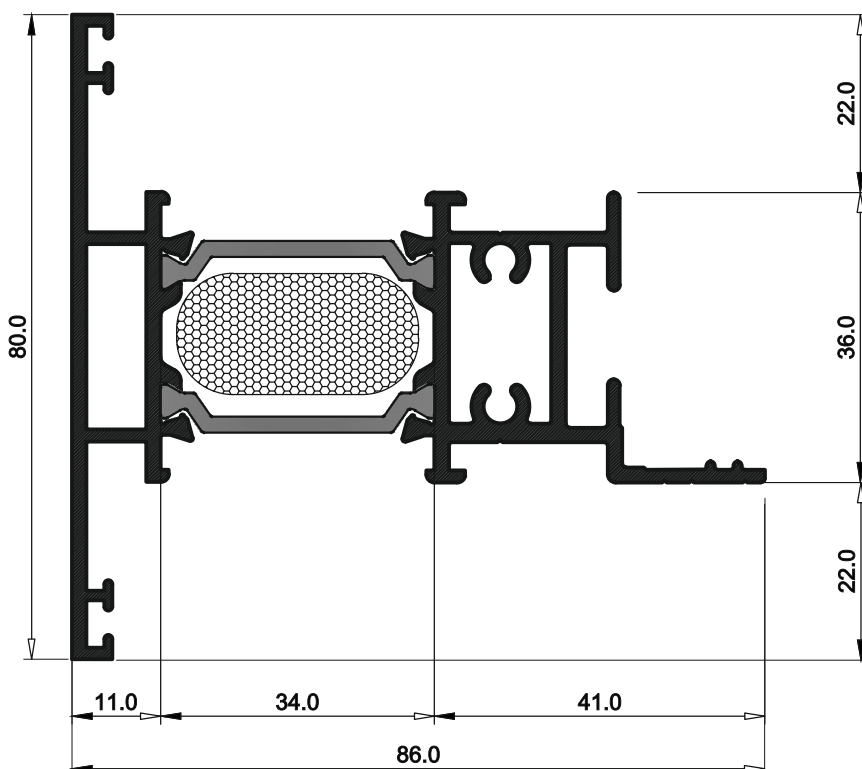
1,760 kg/m'



D 9500 22

BALKANSKO KRILO
SASH

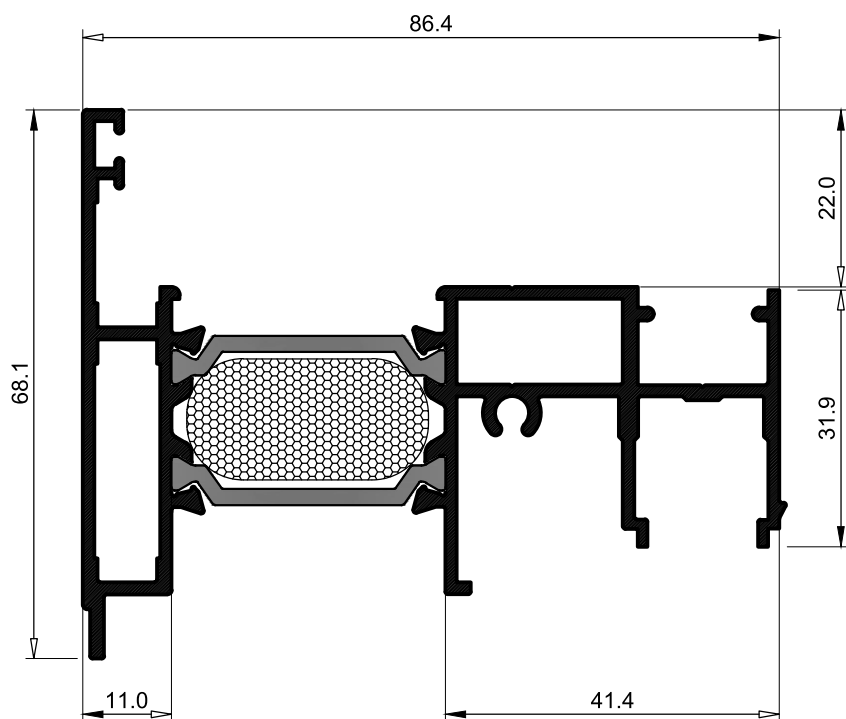
2,060 kg/m'



D 9500 31

T PROFIL
T PROFILE

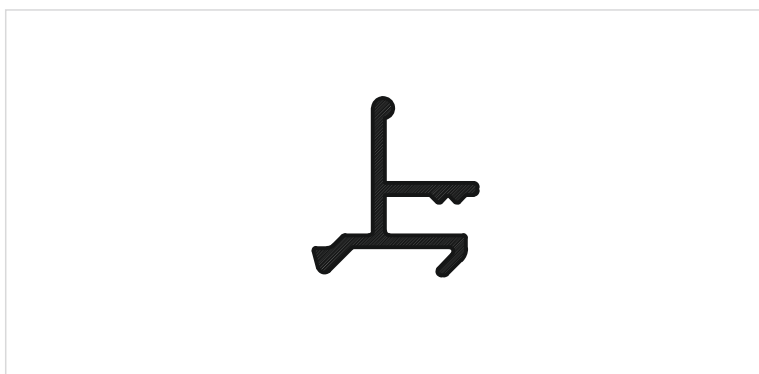
1,940 kg/m'



D 9500 41

SREDNJA DOPUNA
CENTRAL RABBET

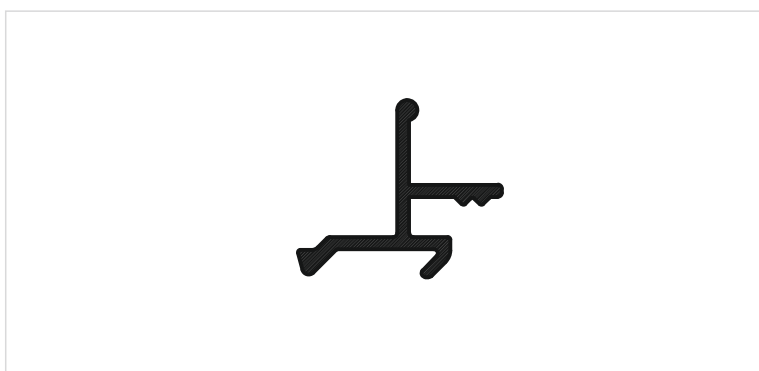
1,700 kg/m'



KL M

KIT LAJSNA
GLASS BEAD


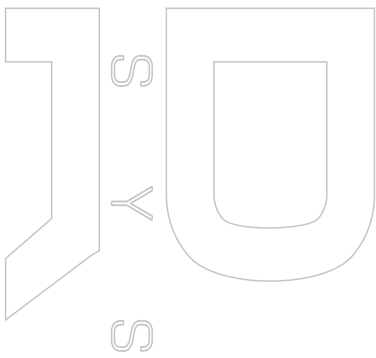
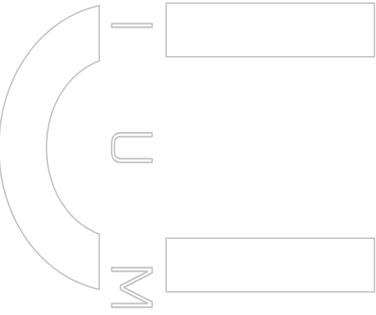
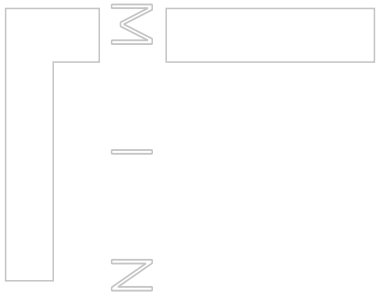

0,255 kg/m'



KL V

KIT LAJSNA
GLASS BEAD

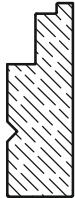

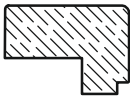

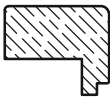
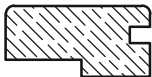



0,255 kg/m'

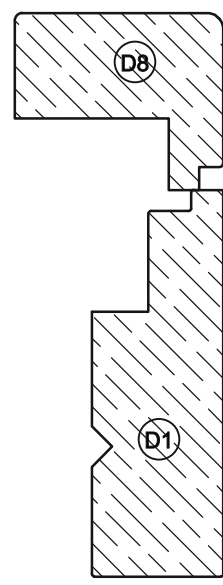
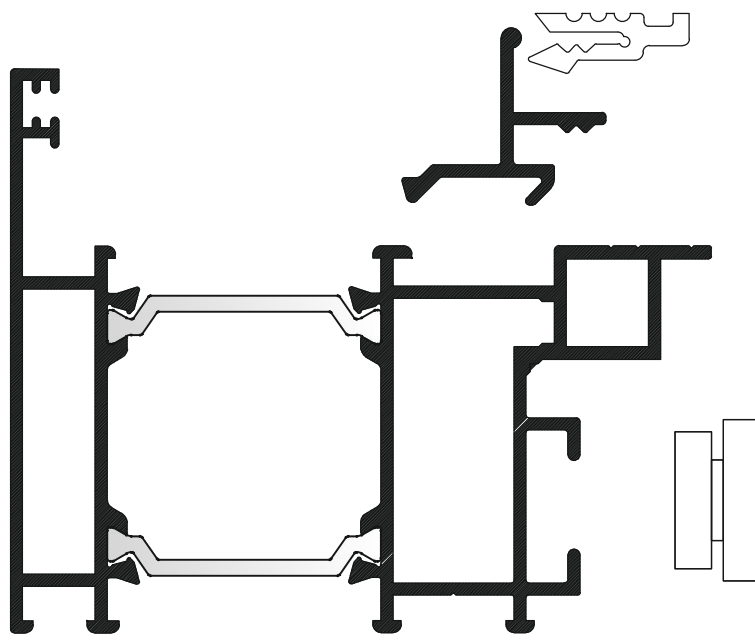


C SEGMENT

PREGLED DRVENIH PROFILA

WOOD PROFILES OVERVIEW

OZNAKA CODE	IZGLED DESIGN	OPIS DESCRIPTION	OZNAKA CODE	IZGLED DESIGN	OPIS DESCRIPTION
D1		9500 15	D5		9500 22
D2		9500 15 9500 31 KL M	D6		9500 31
D8		9500 15 9500 31 KL V			
D3		9500 21 9500 22 KL M	D7		9500 41
D4		9500 21	D9		9500 21 9500 22 KL V

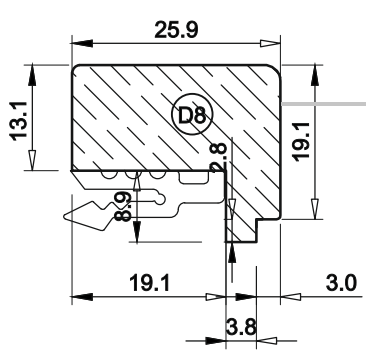


D8 9500 15

DRVENI PROFIL
WOOD PROFILE

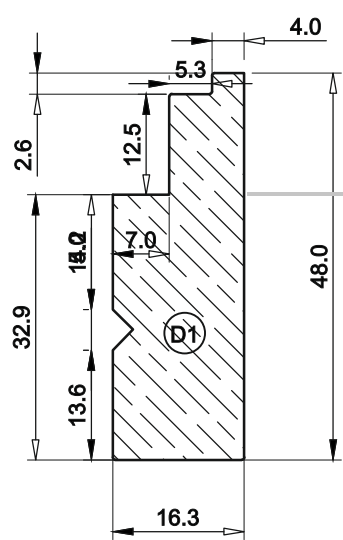
D1 9500 15

DRVENI PROFIL
WOOD PROFILE



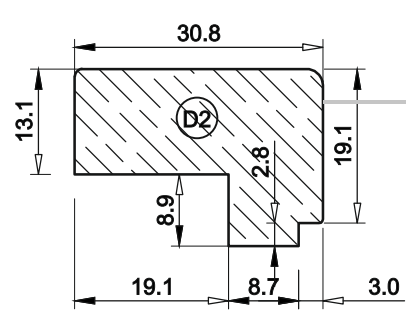
D8 9500 15

DRVENI PROFIL
WOOD PROFILE



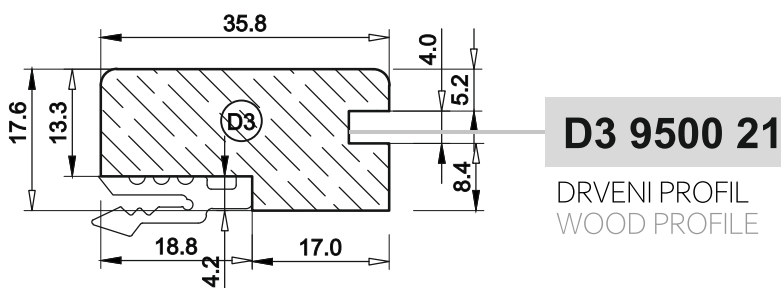
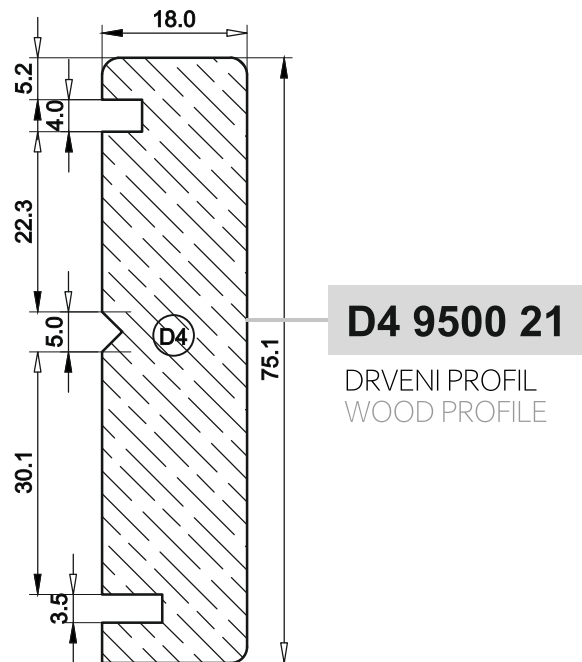
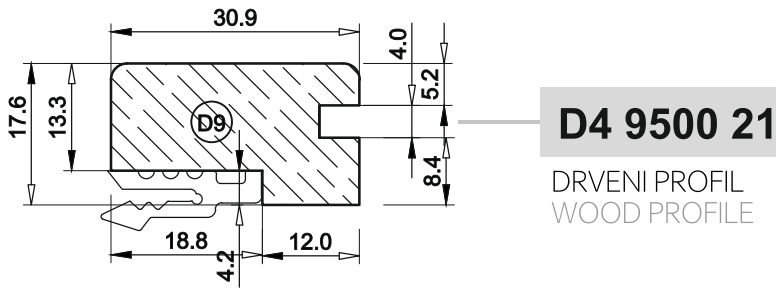
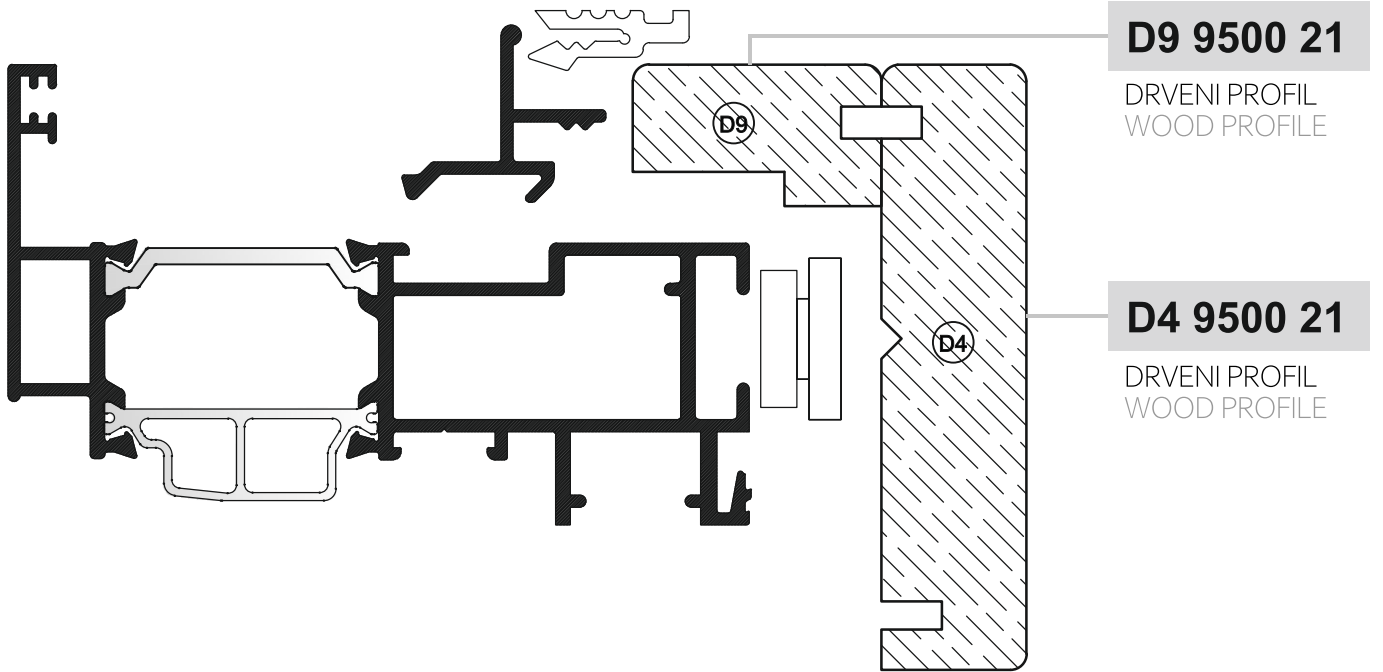
D1 9500 15

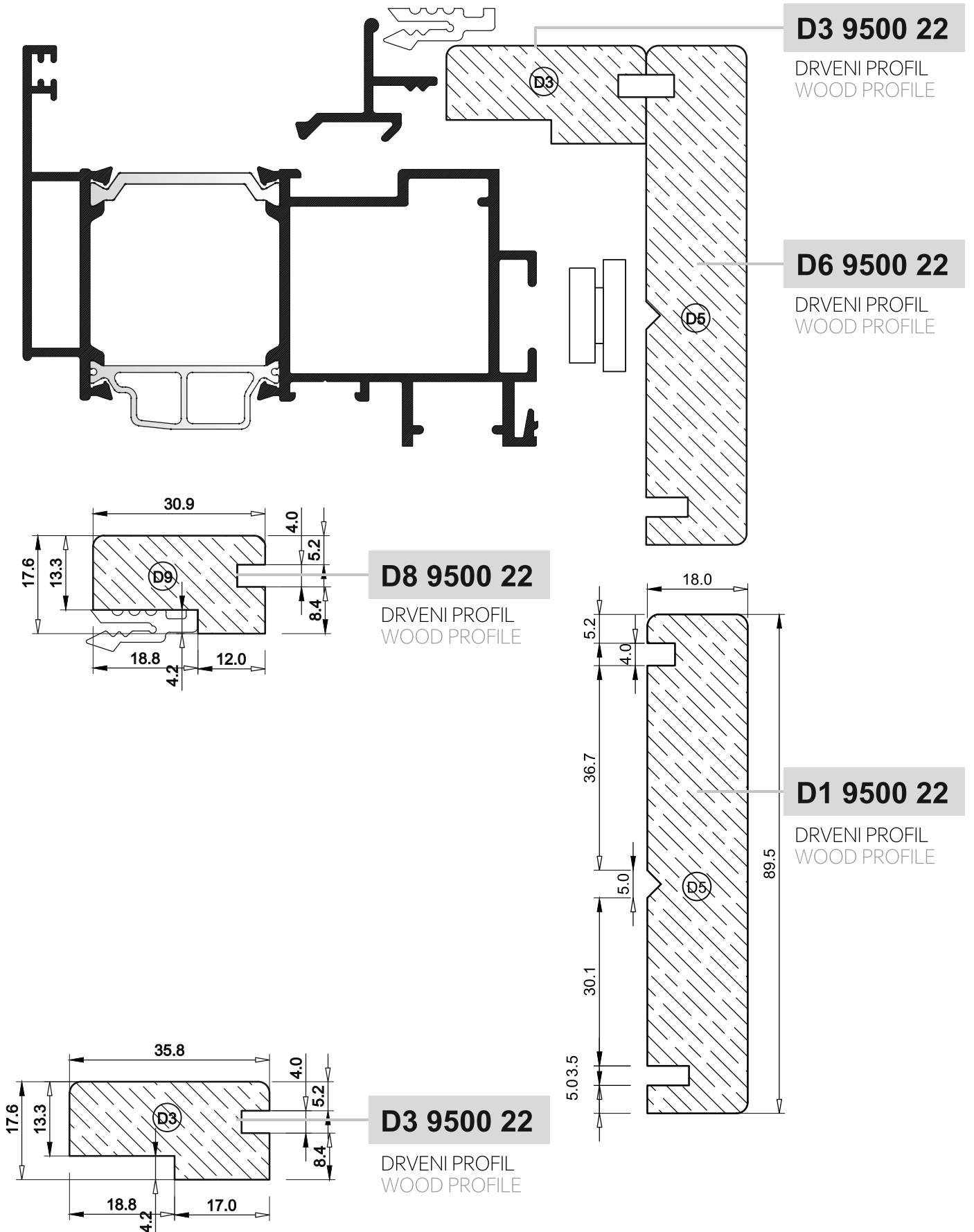
DRVENI PROFIL
WOOD PROFILE

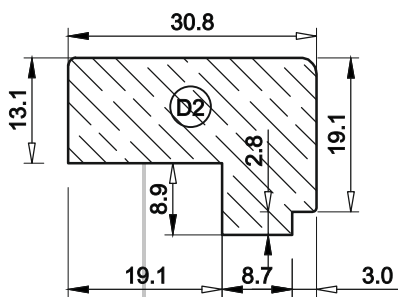
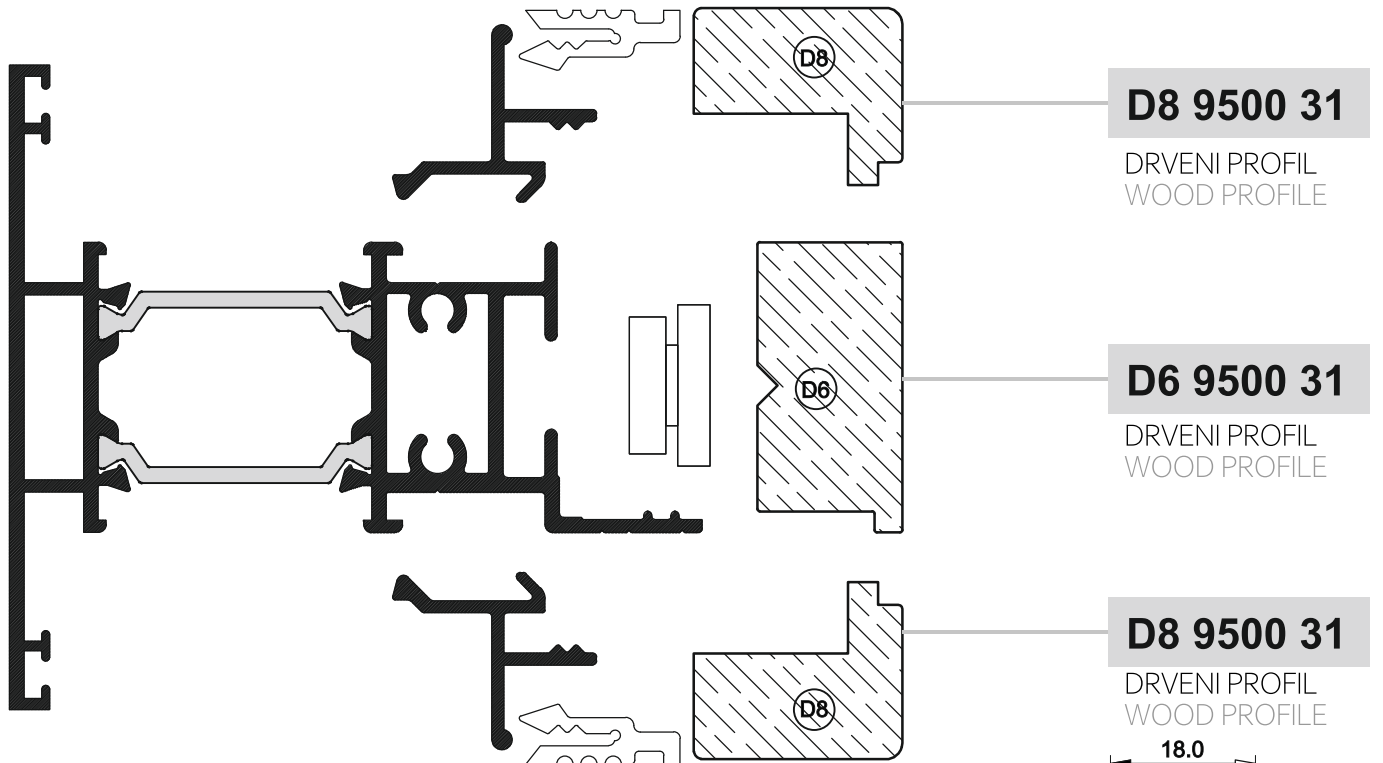


D2 9500 15

DRVENI PROFIL
WOOD PROFILE

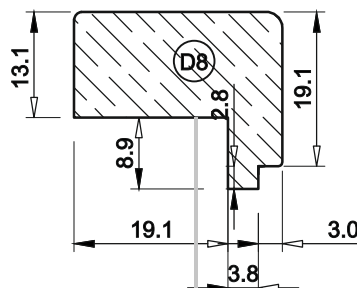






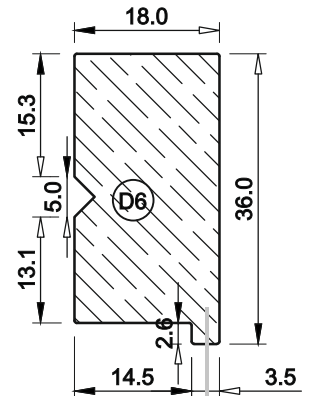
D8 9500 31

DRVENI PROFIL
WOOD PROFILE



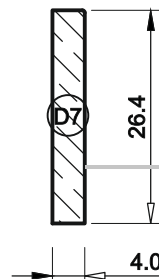
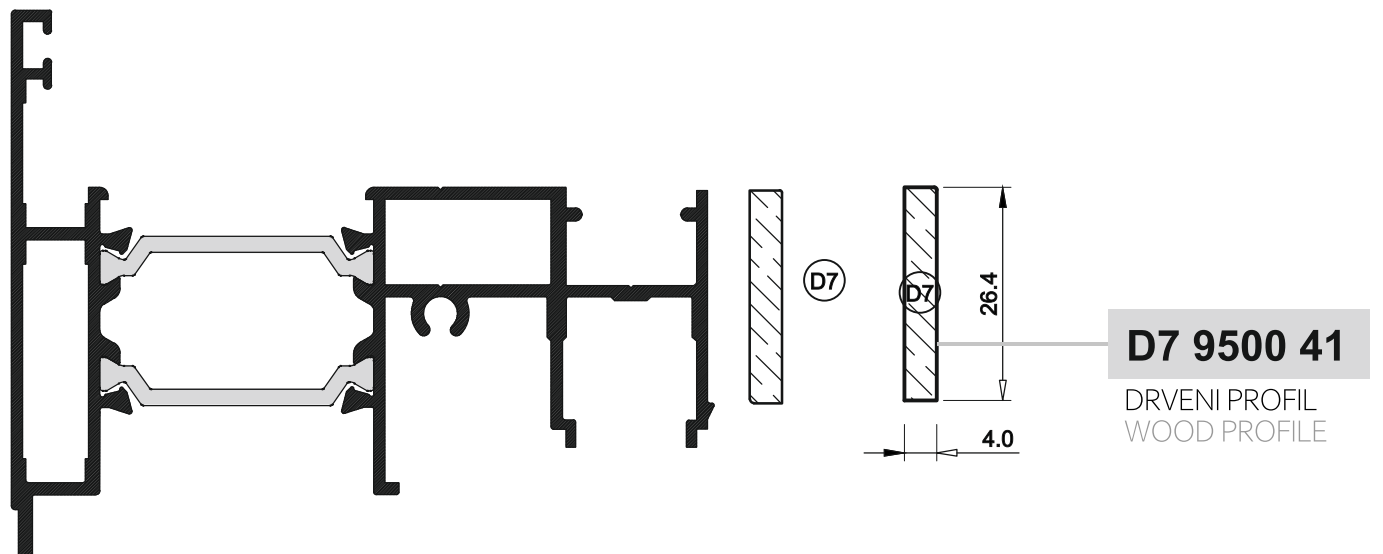
D2 9500 31

DRVENI PROFIL
WOOD PROFILE



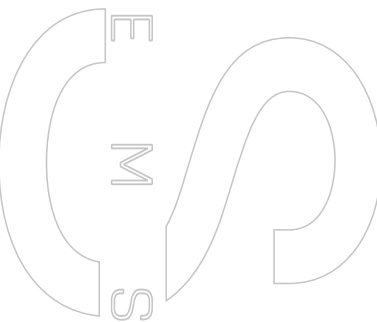
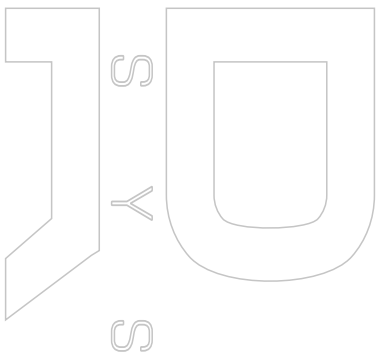
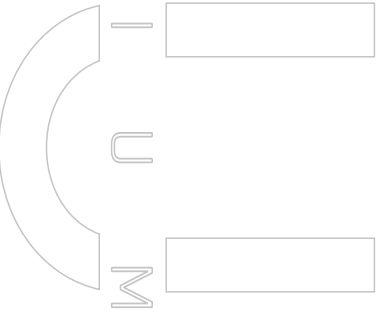
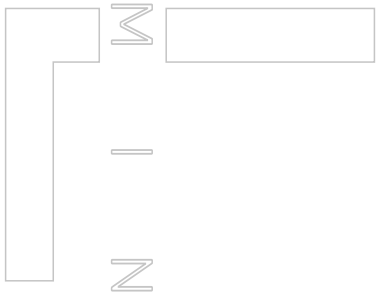

D6 9500 31

DRVENI PROFIL
WOOD PROFILE



D7 9500 41

DRVENI PROFIL
WOOD PROFILE

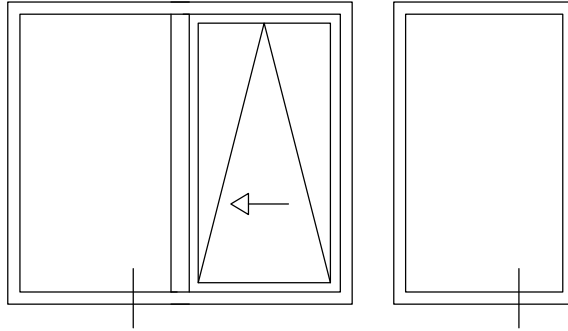


D SEGMENT

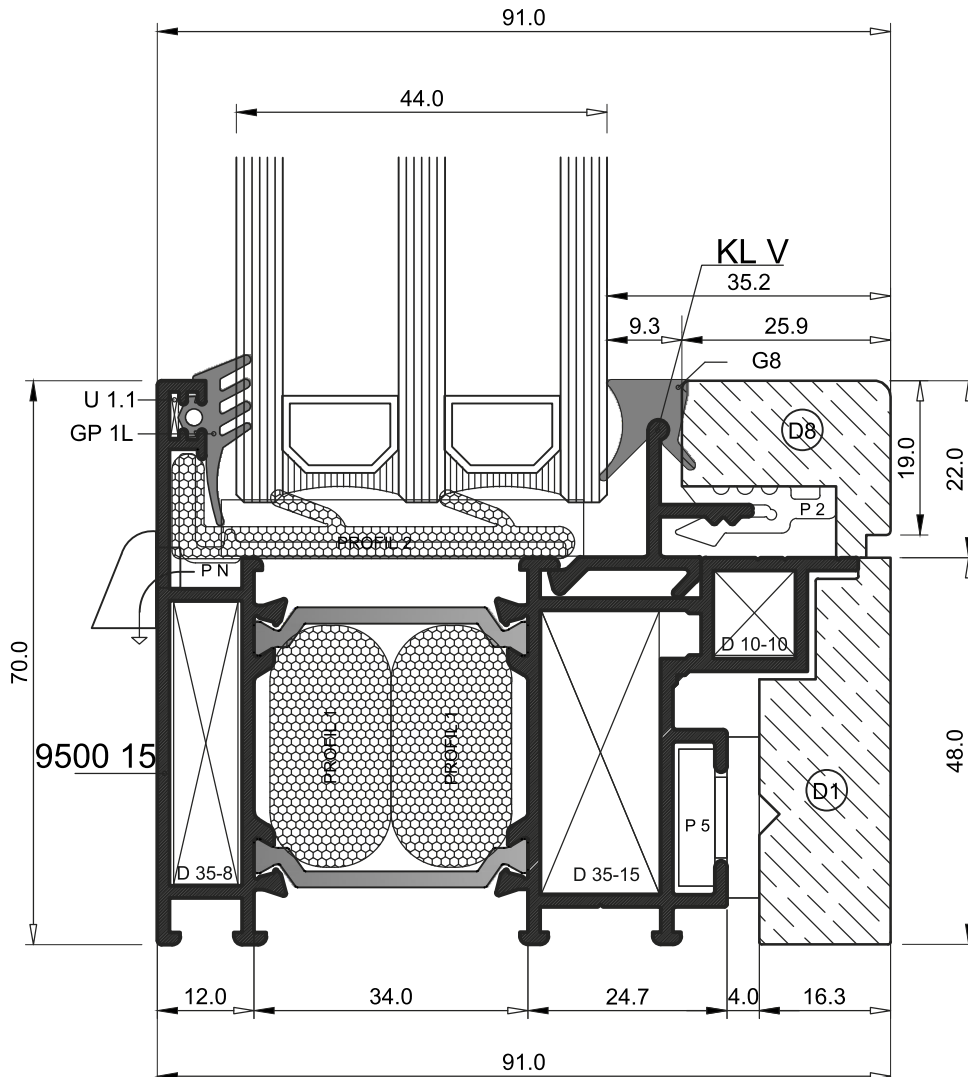
DETALJI ELEMENATA

DETAILS OF ELEMENTS

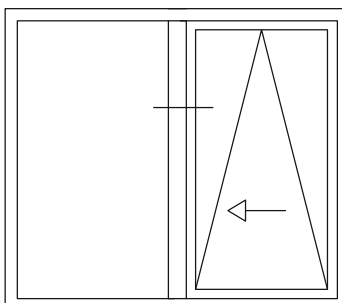
NAČIN OTVARANJA ELEMENATA
MODE OF OPENING ELEMENTS



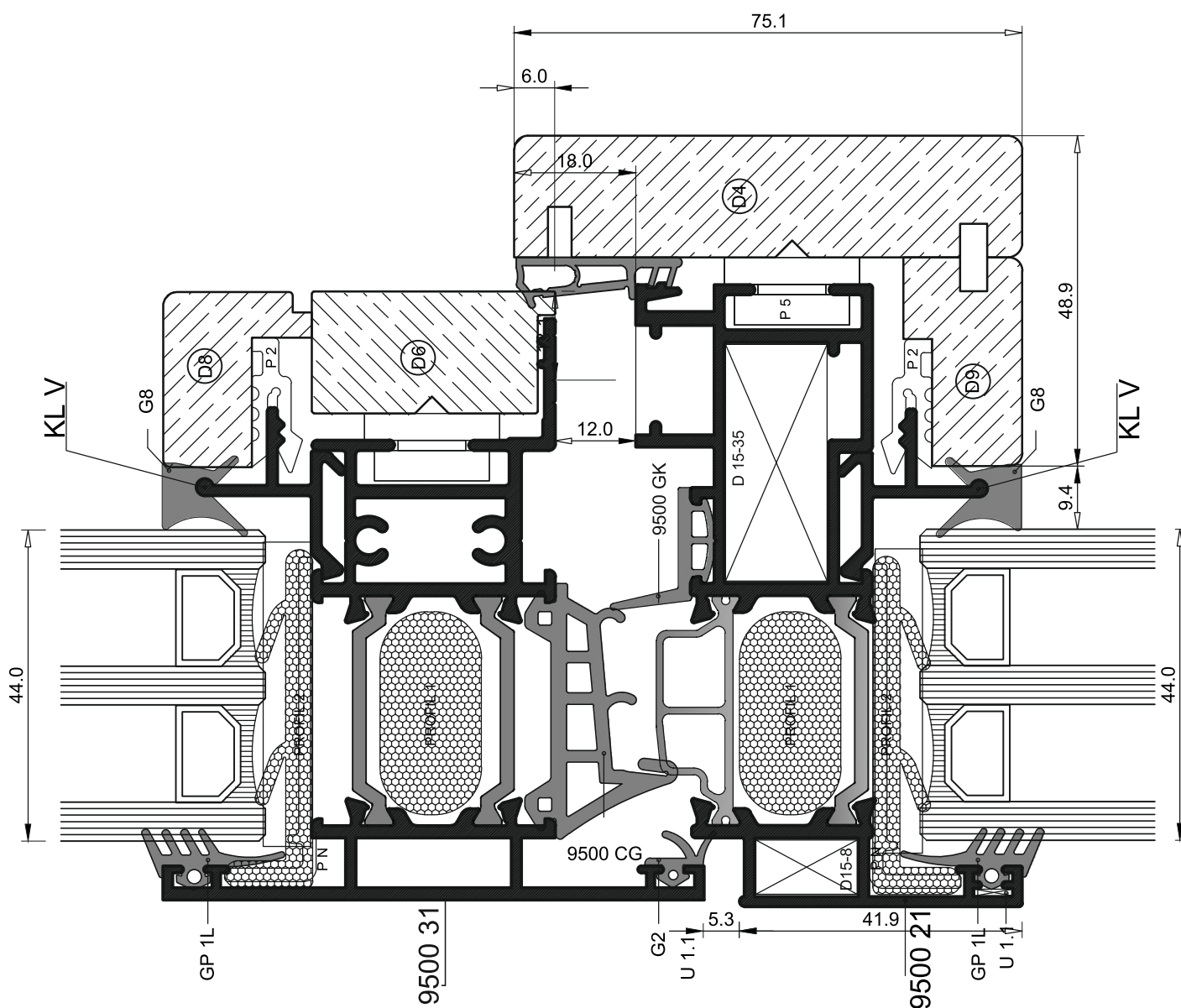
KARAKTERISTIČAN PRESEK PROFILA
CHARACTERISTIC CUT PROFILE

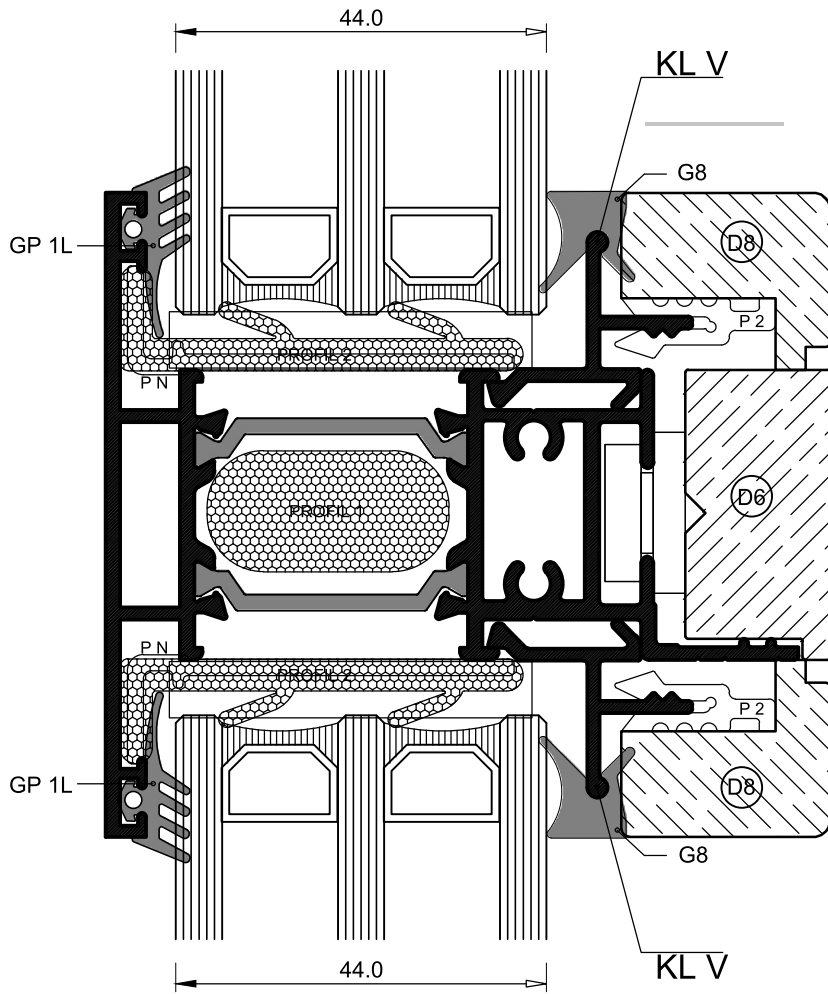


NAČIN OTVARANJA ELEMENATA
MODE OF OPENING ELEMENTS



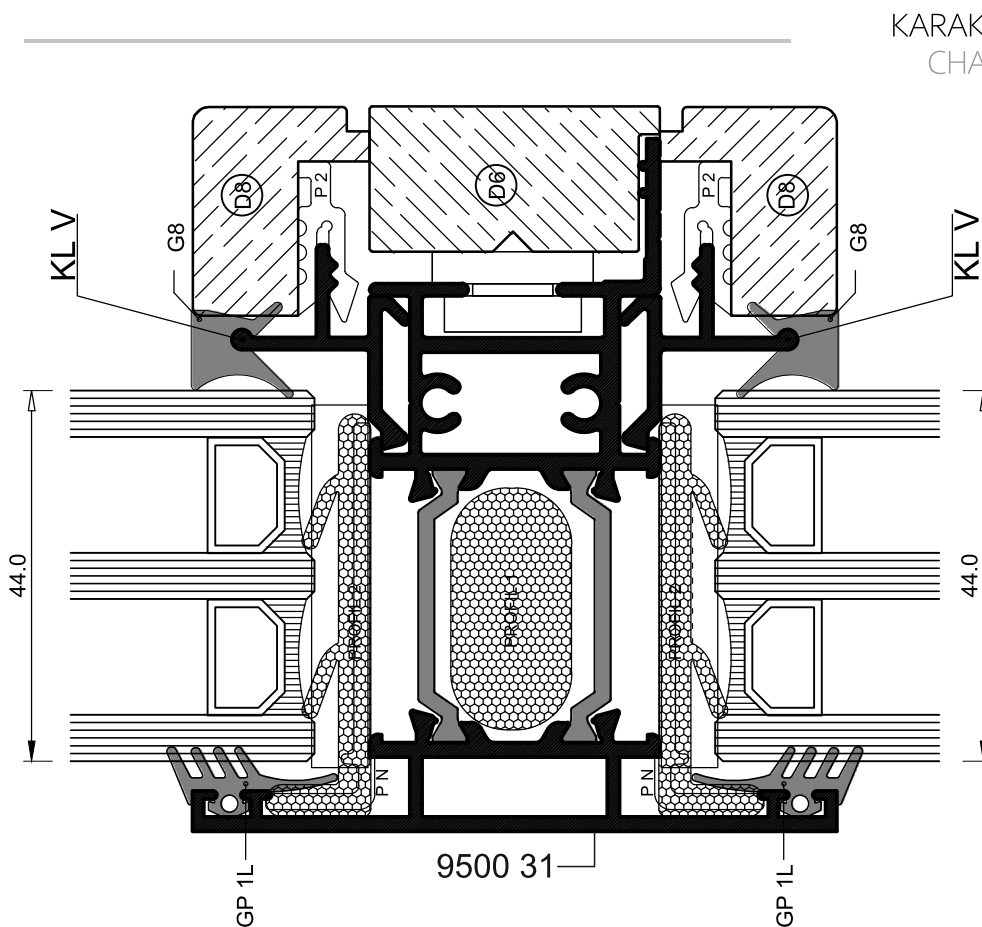
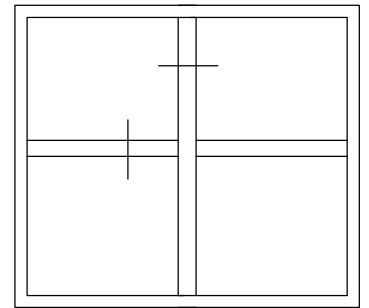
KARAKTERISTIČAN PRESEK PROFILA
CHARACTERISTIC CUT PROFILE





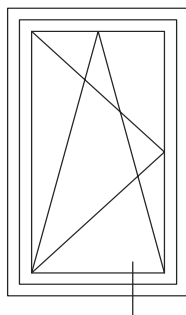
KARAKTERISTIČAN PRESEK PROFILA
CHARACTERISTIC CUT PROFILE

NAČIN OTVARANJA ELEMENATA
MODE OF OPENING ELEMENTS

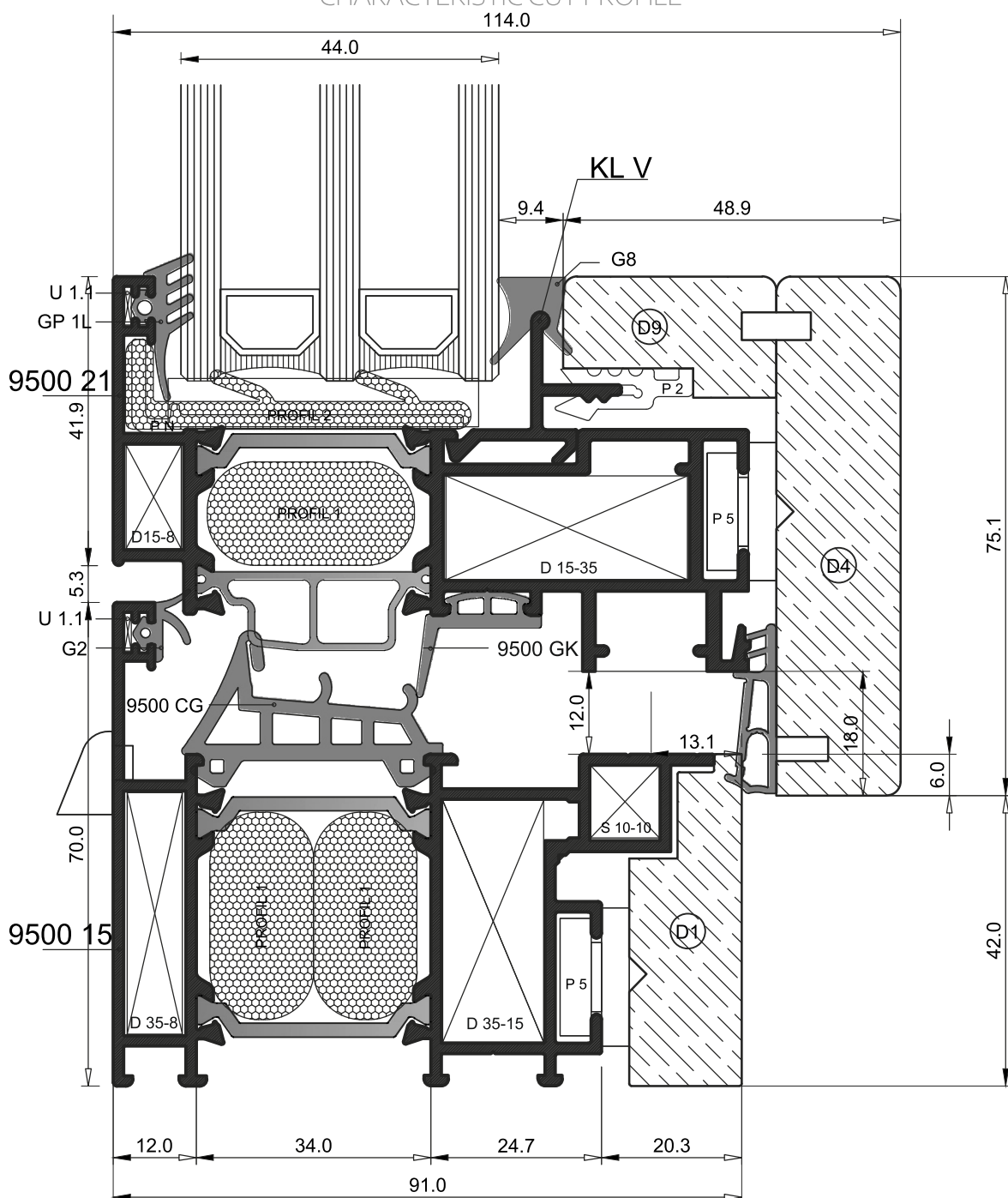


KARAKTERISTIČAN PRESEK PROFILA
CHARACTERISTIC CUT PROFILE

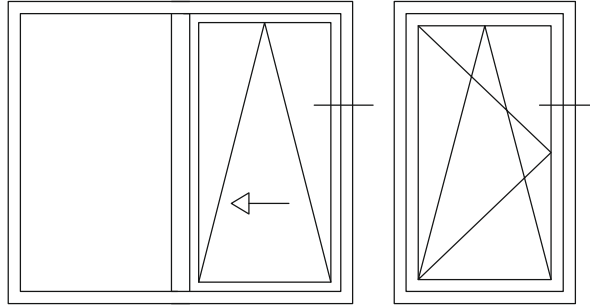
NAČIN OTVARANJA ELEMENATA
MODE OF OPENING ELEMENTS



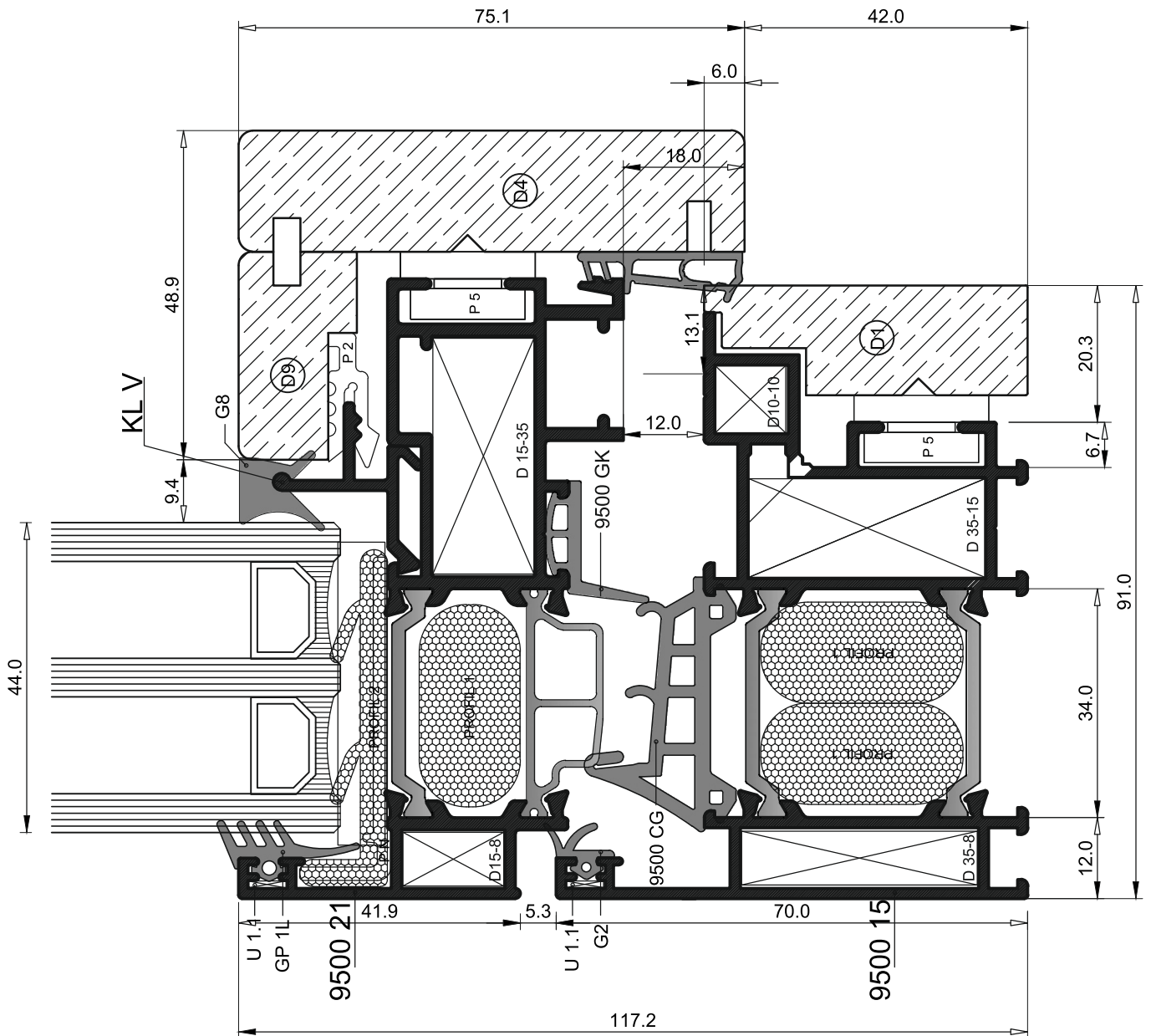
KARAKTERISTIČAN PRESEK PROFILA
CHARACTERISTIC CUT PROFILE



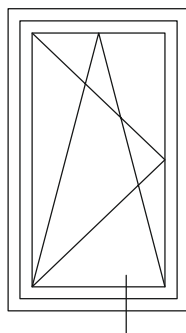
NAČIN OTVARANJA ELEMENATA
MODE OF OPENING ELEMENTS



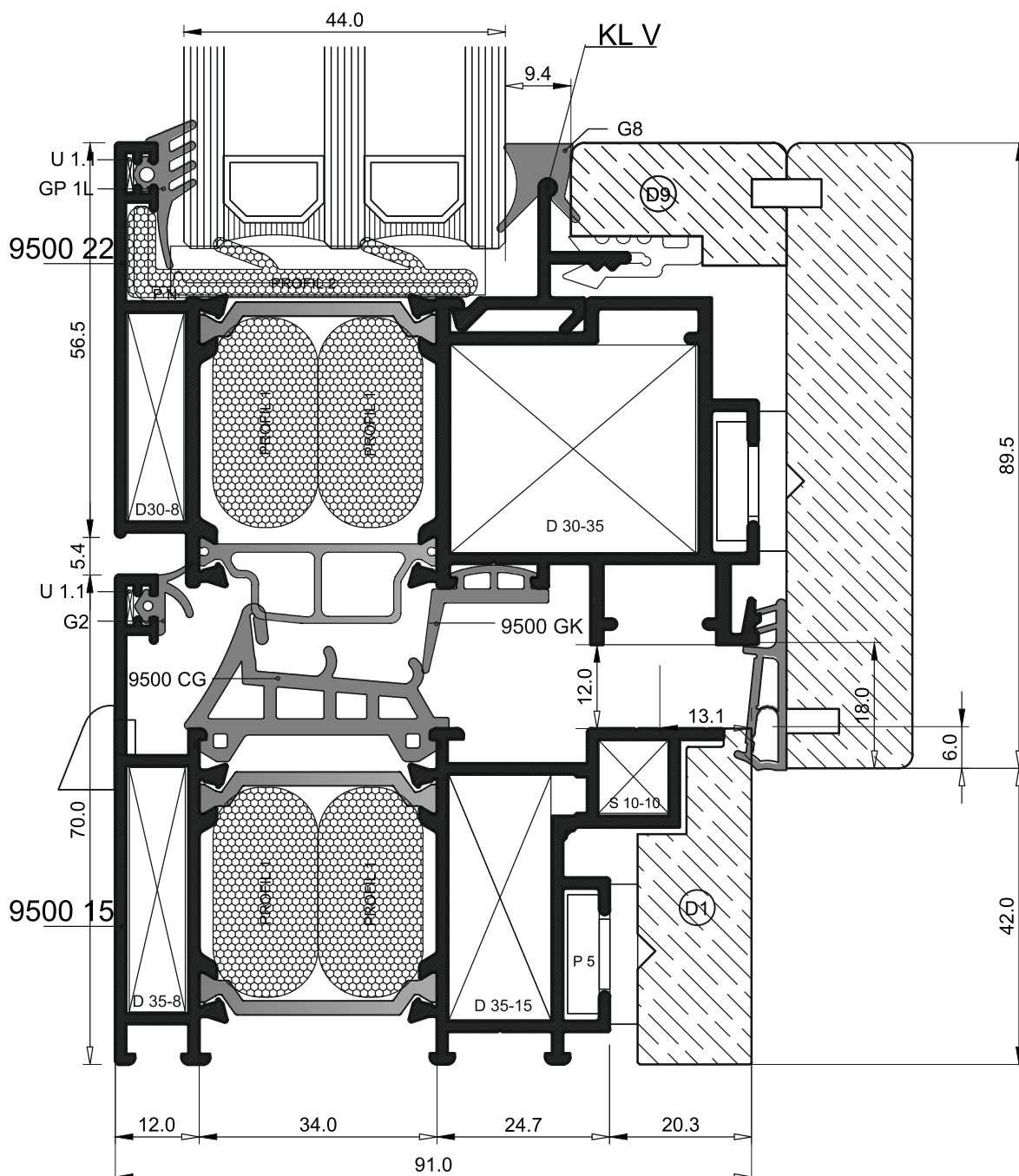
KARAKTERISTIČAN PRESEK PROFILA
CHARACTERISTIC CUT PROFILE



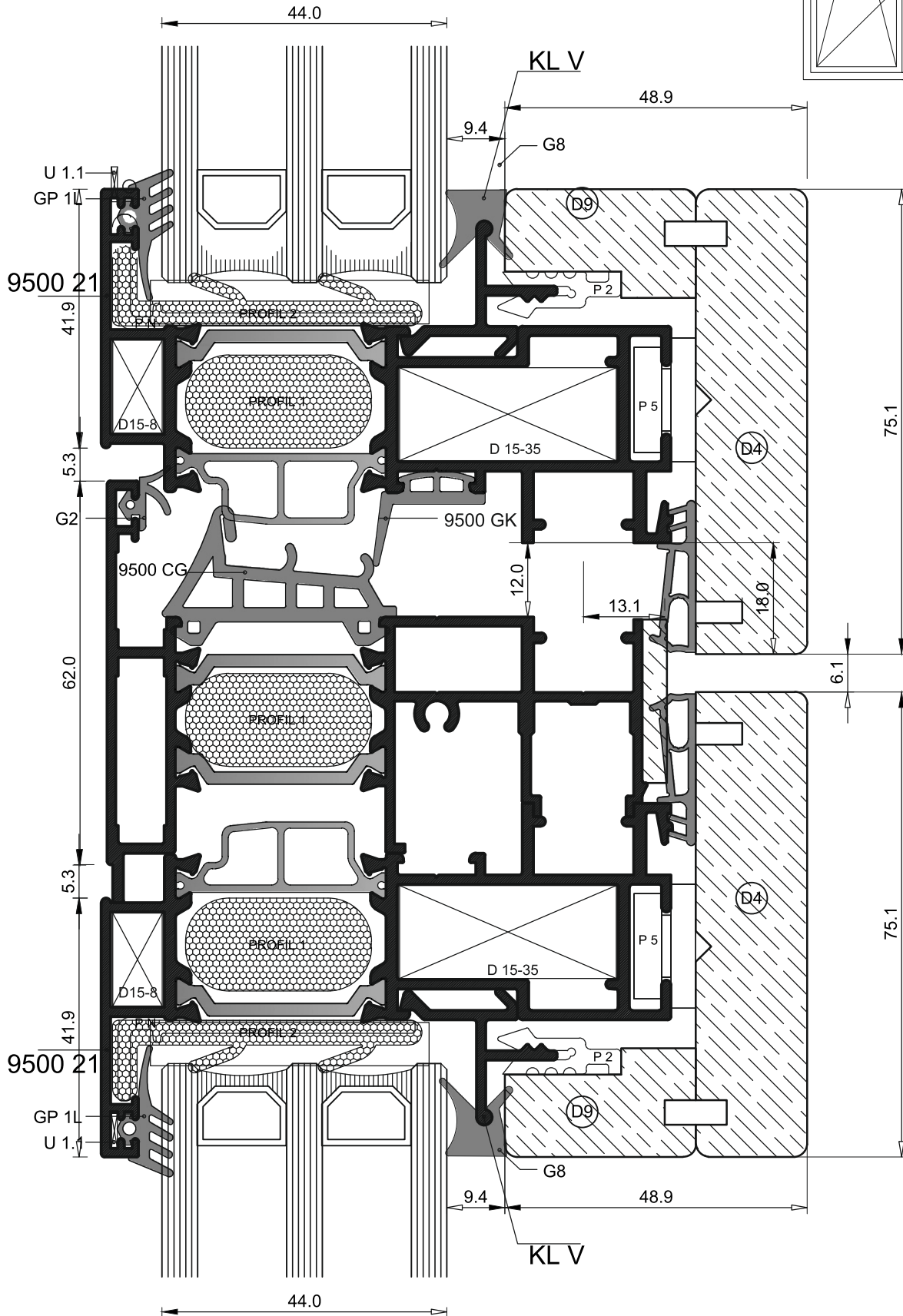
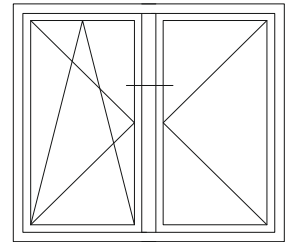
NAČIN OTVARANJA ELEMENATA
MODE OF OPENING ELEMENTS



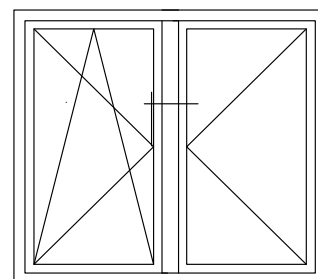
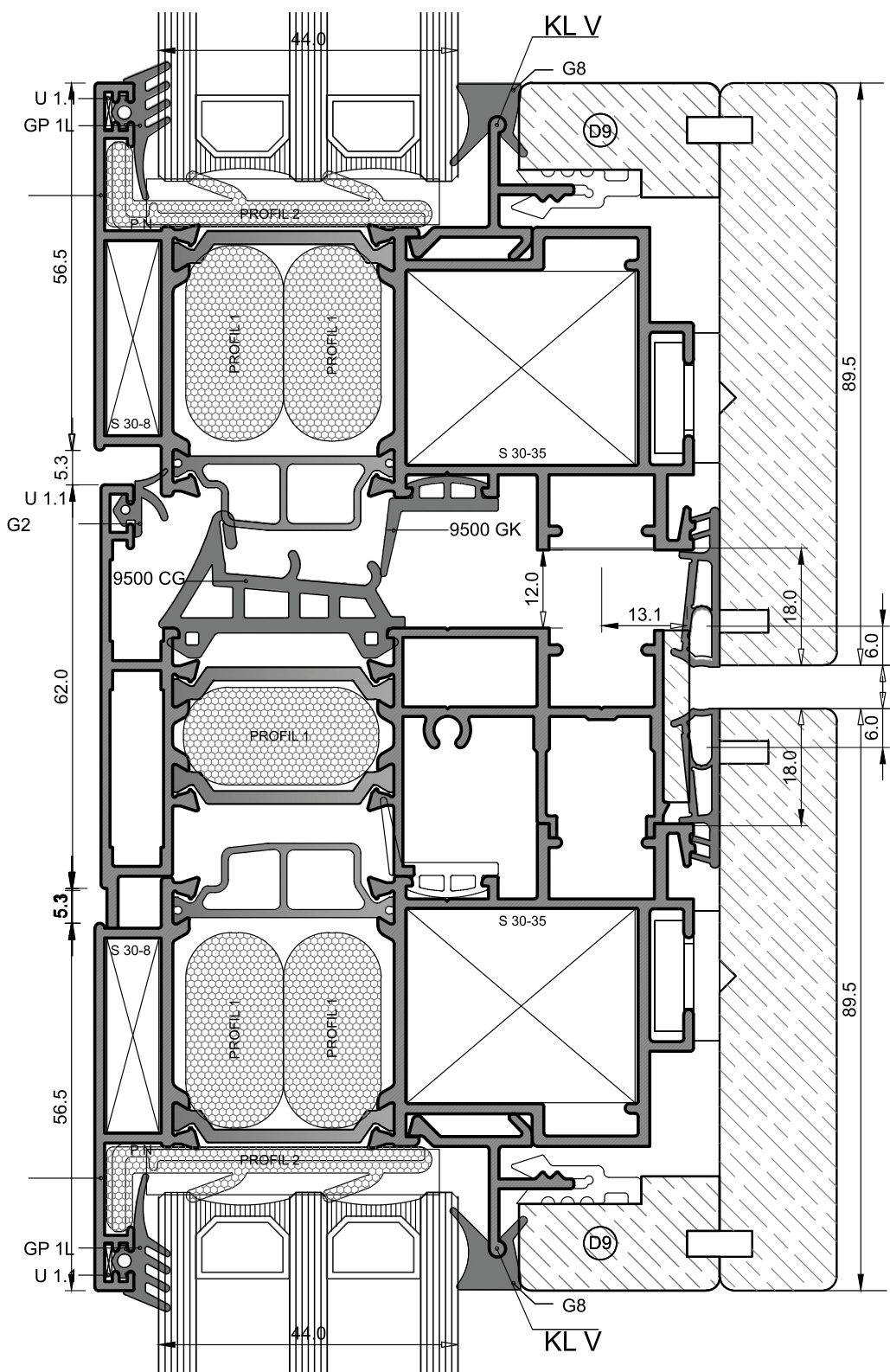
KARAKTERISTIČAN PRESEK PROFILA
CHARACTERISTIC CUT PROFILE



KARAKTERISTIČAN PRESEK PROFILA
CHARACTERISTIC CUT PROFILE

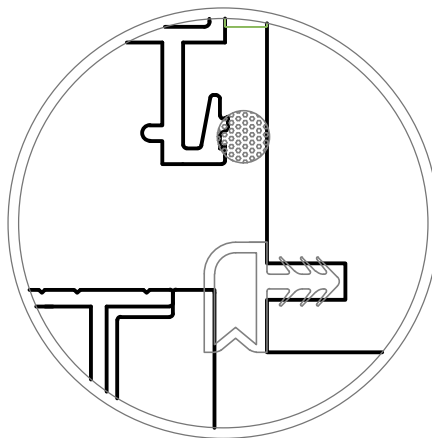
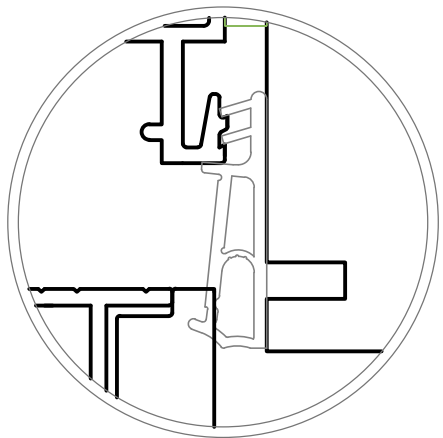


KARAKTERISTIČAN PRESEK PROFILA
CHARACTERISTIC CUT PROFILE

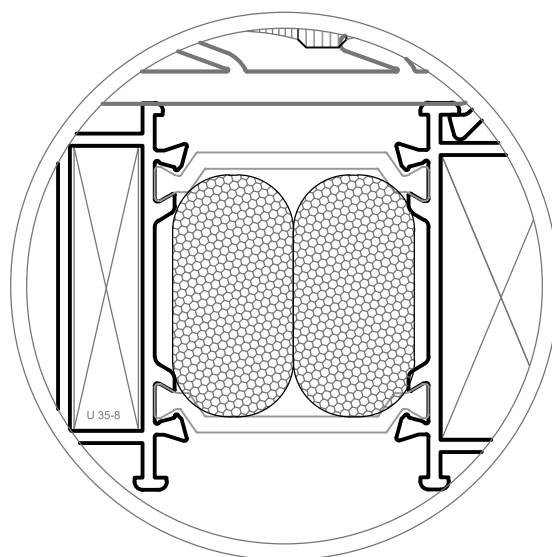
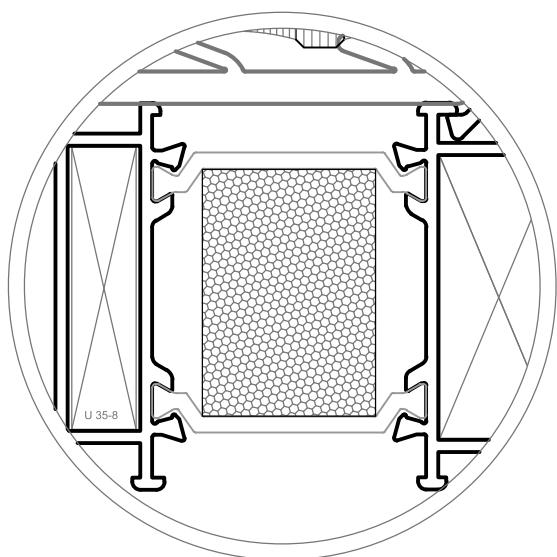


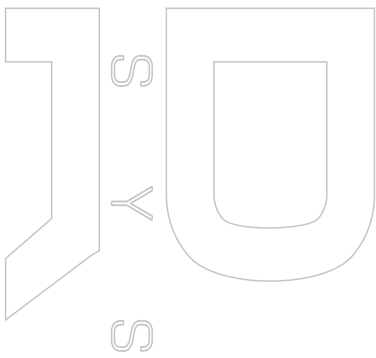
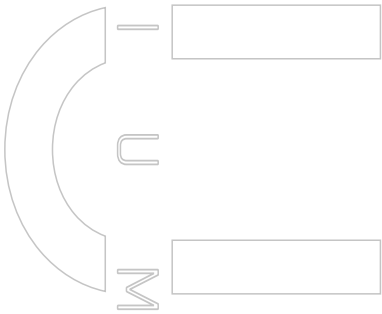
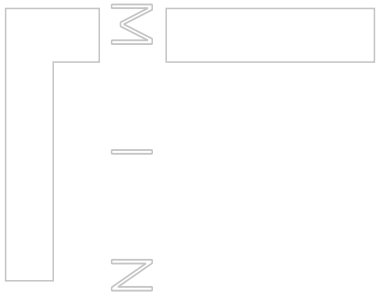

NAČIN OTVARANJA ELEMENATA
MODE OF OPENING ELEMENTS

MOGUĆNOSTI DIHTOVANJA KRILA I ŠTOKA
OPTIONS SEALING SASH AND FRAME



MOGUĆNOSTI ISPUNE TERMO PREKIDA
OPTIONS FULFILL THERMAL BREAK





E SEGMENT

KROJNE LISTE

CUTTING CALCULATION

